



Ride On 710 & 860 mm Battery Powered Scrubber Dryers

The SCRUBTEC R 5 range is extremely compact and stable, ideal for all scrubbing tasks. It can be configured with different brushes, pads and other options so it fits exactly the customer needs.

With their high speed scrubbing and close edge cleaning, secondary operations are eliminated. The machines provide you the best traction in double scrubbing and ramp cleaning. And they provide safety, not only for the operator, but also for the people walking where the machines have cleaned, because they leave floor dry to reduce slip and fall hazards.

The new SCRUBTEC Rider are available in versions equipped with an I-Drive control, the first and only scrubber dryer in the world with joy stick control. The I-drive controls not only the power steering but also one touch scrubbing (with memory function), horn and speed.

The SCRUBTEC rider is the ideal solution for retail stores, municipality distribution centres, warehouses, hospitals & health care facilities, supermarkets, car dealers, schools, restaurant & cafeterias, administration & state buildings, food industry, industrial facilities etc.






PRODUCT FACTS

- R571S, R586S & R571CYL S qualify for up to 28% government Cashback under the new CEA Water Technology Product List. For more information visit the news section on nilfisk
- alto.co.uk
- High productivity.
- Long life gives low maintenance costs.
- Driver comfort.
- Focus on safety.
- Flexible in use.

Model	SCRUBTEC BOOST R81	SCRUBTEC BOOST R81	SCRUBTEC BOOST R81
Ref. no	20001100	20001200	20001300
Description	SCRUBTEC R 571 S	SCRUBTEC R 586 S 36v	SCRUBTEC R 571CS
PRODUCT FEATURES			
BATTERY VERSION	■	■	■
TRANSAXLE DRIVE MOTOR	■	■	■
BATTERY COMPARTMENT DRAIN	■	■	■
ON-BOARD CHARGER	■	■	■
AUTOMATIC BRAKE	■	■	■
THERMAL BREAKERS	■	■	■
SOLUTION FILTER	■	■	■
ADJUSTABLE BRUSH PRESSURE	■	■	■
BRISTLE BRUSH SKIRT	■	■	■
CYLINDRICAL DECK: 2 BRUSHES			■
DISC DECK: 2 BRUSHES	■	■	■
NO TOOL BRUSH REMOVAL	■	■	■
RECOVERY EMPTYING HOSES	■	■	■
SOLUTION EMPTYING HOSES	■	■	■
ELECTRONIC FLOAT SWITCH	■	■	■
KEY SWITCH	■	■	■
AUTOMATIC SPEED REDUCTION	■	■	■
BATTERY LEVEL INDICATOR	■	■	■
BATTERY METER	■	■	■
SOLUTION LEVEL INDICATOR	■	■	■
AUTOMATIC SQUEEGEE LIFT IN REVERSE	■	■	■
BLADES CAN BE USED ON 4 EDGES	■	■	■
ROLLER BUMPERS ON SQUEEGEE	■	■	■
INCL. ACCESSORIES			
30541A BLADE, 15.5" FRONT RIBBED	■	■	
30540L BLADE, OUTER LINATEX	■	■	
30557L BLADE, SQ. LINATEX 43.50		■	■
30556L BLADES SQ.LINATEX 35.12	■		
30066A FRONT BLADE RIBBED 32"	■		
30091A FRONT RIBBED BLADE 39in		■	■
10129A SQUEEGEE ASS. COMP 32"	■		
10068A SQUEEGEE ASS. COMP 39"		■	■

Technical specifications	SCRUBTEC BOOST R81	SCRUBTEC BOOST R81	SCRUBTEC BOOST R81
POWER SOURCE BATTERY	36 V	36 V	36 V
VACUUM MOTOR TYPE - TANGENTIAL	X	X	X
TRACTION MOTOR TYPE - TRANSAXLE	X	X	X
WORKING SPEED (KM/H)	4	4	4
BRUSH MOTOR (KW)	1500	1850	2 x 560
TRACTION MOTOR POWER (W)	450	450	450
VACUUM MOTOR POWER - 3 STAGE (W)	750	750	750
PRODUCTIVITY RATE THEORETICAL/ ACTUAL (M ² /H)	4690/3285	5680/3980	4690/3285
CLEANING WIDTH (MM)	710	860	710
TANK CAPACITY, SOLUTION/RECOVERY (L)	110 / 110	110 / 110	110 / 110
SQUEEGEE WIDTH (MM)	838	1016	1016
BRUSH PRESSURE (KG)	0-102	0-102	41-59
BRUSH SPEED (RPM)	300	300	750
BRUSH SIZE (MM)	2 x 355	2 x 430	2 x 710 CYL.
DIMENSIONS LXWXH (MM)	1664x749x1260	1664x899x1260	1664x749x1260
WEIGHT (KG)	532	540	540
WEIGHT W/BATTERIES (KG)	646	655	655

Accessories	Ref. no	Min. required	SCRUBTEC BOOST R81
Batteries and Chargers			
	BATTERY TUBEULAR 175AH 6V	7116012	6
	BATTERY 180AH SEMI TRAC 6V	7116011	6
Batteries WET			
	BATTERY SEMI TRAC 285AH 6V	7116015	6
Padholders			
	PAD ASSM 17"	17520C	2
	PAD ASSM 14"	17521C	2
	PAD HOLDER PINCH CLIP	56941A	2
Pad 14" / 355mm			
 355mm	PADS CS 14" WHITE 51	976037	2
	CS 14 RED PADS	976038	2
	CS 14 BLUE 51 PADS	976039	2
	CS 14 BROWN 51 PADS	976040	2
	CS 14 BLACK THICK PADS	976146	2
Pad 17" / 432mm			
 432mm	CS 17 WHITE 51 PADS	976052	2
	CS 17 RED 51 PADS	976053	2
	CS 17 BLUE 51 PADS	976054	2
	CS 17 BROWN 51 PADS	976055	2
	CS 17 BLACK THICK PADS	976158	2
Brush disc 355			
 355mm	BRUSH, ASM LITE GRIT 14"	10383A	2
	BRUSH, 28" NYLON	10874A	2
	BRUSH ASM.. GRIT HEAVY (11426B	2
	BRUSH ASM..POLYPROPLENE 1	11427B	2
	BRUSH ASM.. GRIT MEDIUM (11431B	2
	BRUSH 14 ?370 5K	303000382	2
Brush disc. 430mm			
 430mm	LITE GRIT BRUSH 17in	10384A	2
	BRUSH, 17" NYLON	10875A	2
	BRUSH ASM..POLYPROPYLENE	11424B	2
	BRUSH ASM.. GRIT HEAVY (1	11425B	2
	BRUSH ASM.. GRIT MEDIUM (11430B	2
	BRUSH 17 ?430 5K	303000384	2
Brush, cylindrical			
	BRUSH, POLY CYL	30614A	2

Accessories	Ref. no	Min. required	SCRUBTEC BOOST R81	
	Brush, cylindrical			
	BRUSH, NYLON CYL	30615A	2	
	BRUSH, CLEAN GRIT CYL	30616A	2	
	BRUSH, SUPER GRIT CYL	30617A	2	
	Squeegees, blades, skirts and splash guards			
	SQUEEGEE ASS. COMP 39"	10068A	1	
	SQUEEGEE ASS. COMP 32"	10129A	1	+
	FRONT BLADE RIBBED 32"	30066A	1	+
	BLADE,SQ.,LINATEX,35.12	30067L	1	+
	BLADE, SQ.,LINATEX, 43.50	30069L	1	
	FRONT RIBBED BLADE 39in	30091A	1	
	BLADE, 15.5" FRONT GUM	30540A	1	+
	BLADE, OUTER LINATEX	30540L	1	+
	BLADE, 15.5" FRONT RIBBED	30541A	1	+
	BLADE, 32" REAR GUM	30556A	1	+
	BLADE, REAR GUM	30557A	1	
	SQUEEGEE WEIGHT (ENC S)	61370A	4	+
	Others			
	DELUXE SEAT KIT	10878A	1	+
	HEADLIGHT KIT	10879A	1	+
	OFF AISLE WAND KIT	10881A	1	+
	Options			
CAUTION STROBE LIGHT KIT	10877A	1	+	
	Detergents			
	J 25 MULTI 10 L	80923	1	
	UNIVERSAL 10LTR	80930	1	
	DES 3000 10LTR	80933	1	
	TOPWASH 10LTR	80937	1	
	FOAM STOP 10LTR	80938	1	
	RA CLEANER - 10 KGS	80940	1	
	AGR-2000 ALCOHOL HGH GLSS	81074	1	
	INTENSIVE 10 L	81137	1	
	COMBI ACTIVE 10LTR	81172	1	
	ACIDO 10LTR	81204	1	
	ALTO WAX CLEAN 10LTR	81212	1	
	ALLOSIL 10LTR	81237	1	